




Hall Hill Farm

Information Pack

v2013.1



www.hallhillfarm.co.uk

Welcome to Hall Hill Farm



Welcome to Hall Hill Farm Information & Health & Safety Pack. Below you will find a contents list detailing all the information you require before you visit the farm. Should you require any extra information you can contact the farm on 01388 731 333 or via email at info@hallhillfarm.co.uk and we will be happy to answer your questions.

- Page 1** - Admission Prices
- Page 2** - Directions
- Page 3** - History of the Farm
- Page 4** - Typical Visit Itinerary
- Page 5** - Farmyard Plan
- Page 6** - Around the farm
- Page 7** - Health & Safety Advice
- Page 8** - Stay safe when visiting
- Page 9** - Wash your hands
- Page 10** - Risk Assessment Summary - Part 1
- Page 11** - Risk Assessment Summary - Part 2
- Page 12** - Risk Assessment Summary - Part 3
- Page 13** - Code of Practice Teachers supplement - Page 1
- Page 14** - Code of Practice Teachers supplement - Page 2
- Page 15** - Code of Practice Teachers supplement - Page 3
- Page 16** - Farms For Schools (Charter of good Practice)
- Page 17** - Certificate of Employers Liability Insurance
- Page 18** - Learning Opportunities
- Page 19** - Animal History
- Page 20** - Animals you may see
- Page 21** - Responsible Visitor
- Page 22** - Gift Shop & Souvenirs
- Page 23** - Tea Shop Menu
- Page 24** - Support & Web Links

Admission Prices



Bookings

All Groups must be pre-booked. Please telephone the farm to check the availability of your preferred date. Please confirm all bookings in writing or by using our booking form.

Prices for School & Group Visits

Category	Normal Admission	Pre-booked trips only
Children - 2 to 15 yrs	£5.75	£4.80
Children - under 2 yrs	Free	Free
Adults	£6.50	* Free

Discount Ratio's

* **Adults** are **Free** when accompanying paying children at the following ratio's

1 Adult Free per 4 Paying Children for Nursery and Reception

1 Adult Free per 8 Paying Children for Year 1 and above

1 Adult Free per 5 Paying Children (**School Holidays & Weekends only**)

Additional adults are charged at £5.80

What's Included

These prices include...

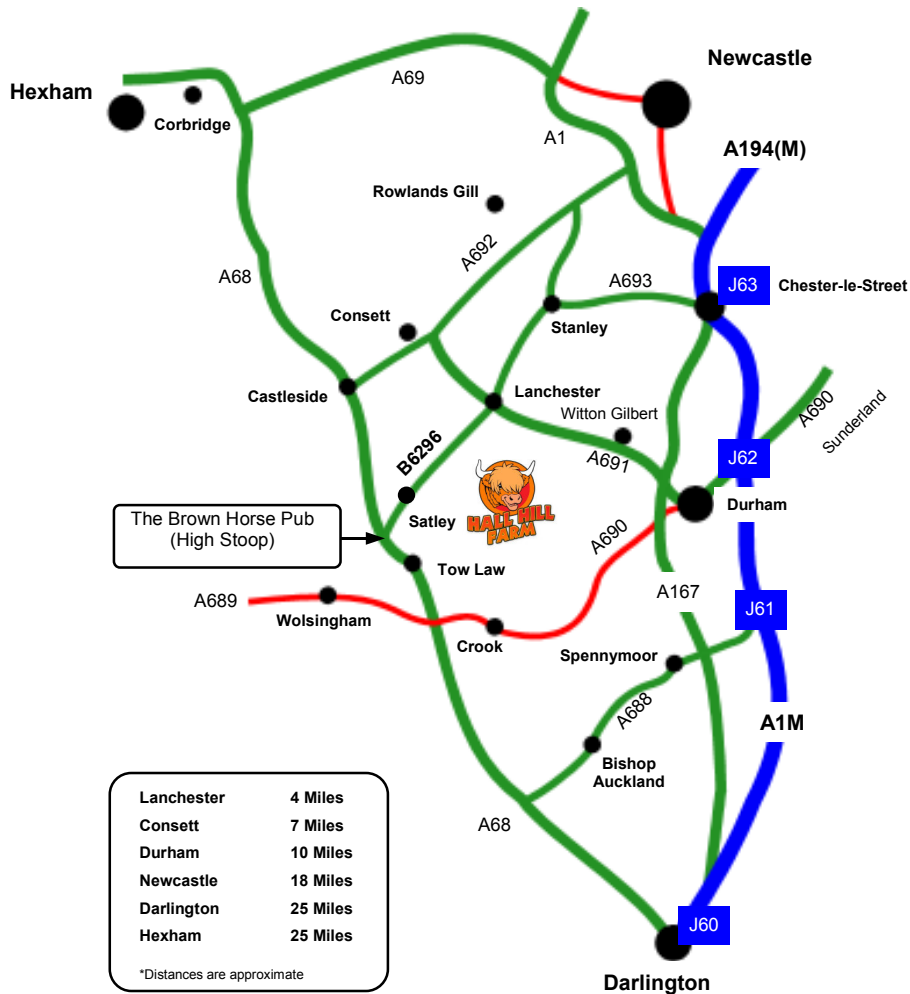
- Guided tour around the farm
- Animal food
- Two free preliminary visit tickets
- Health & safety Information
- Tractor and trailer ride
- Information pack
- Risk assessments
- Undercover barn for lunch

A minimum charge of £100 will apply to small groups

Payments

Payment are to be made on the day of your visit, cheques are payable to Hall Hill Farm Enterprises. Invoices are available by prior arrangement only.
All prices include VAT at 20%

Directions



Directions - From the A1 (Durham)

1. Take Junction 62 for A691 to Consett (approx 14 mile)
2. Follow signs for A691 Consett road.
3. At Lanchester turn left onto the B6296 at the church towards Satley
4. Continue on B6296 through Hollinside
5. Hall Hill Farm approx 4 miles from Lanchester on the left hand side

Directions From Darlington

1. Follow A68 to B6296 for approx 22 mile
2. Turn at the **Brown Horse Inn** onto the B6296 leading to Satley (approx 3 mile)
3. Hall Hill Farm is 0.5 mile after the village of Satley on the right.

Postcode

- Post Code - DH7 0TA
- Latitude/Longitude for navigation software at 54.792224 by -1.807798

*** Look out for the Brown Tourism Signs for Hall Hill Farm**

History of the Farm



Brief History of the Farm

There has been a farm at Hall Hill for hundreds of years. The Gibson family have farmed here since 1925 when John Henry Gibson came to the farm as a tenant, he later bought the farm in the 1930's. Shortly afterwards he purchased an adjoining farm and later in 1957 he purchased Broadwood Farm, making it up to it's present day size of 291 hectares.

Hall Hill is a mixed upland farm (238.5m above sea level) growing cereals (wheat & Barley) and Oilseed rape. Around half of the farm is in grass which is used from grazing and for conserving winter feed in the form of silage.

The Farm first opened to visitors in 1981, since then thousands of people have visited the farm. In 2000 the farm was given a special award of Outstanding Educational Experience in the pride of Northumbria tourist board and has been a finalist in the North East England Tourism Awards, Hall Hill Farm is VAQAS accredited (Visitor Attraction Quality Assurance Service) and has received the Learning Outside the Classroom (LOtC) Quality Badge. In 2010 we were extremely proud to achieve a Gold Award for Best Tourism Experience and were awarded a Gold Award for Small Visitor Attraction of the Year for 2011 in the North East England Tourism Awards.

Facilities Available

Parking and Transport

- Car and coach parking (free)
- Parking areas for disabled visitors (located by entrance)

The Farm

- Large variety of animals to feed & cuddle
- Tractor & trailer ride & Barrel Train Ride
- Outdoor playground / Indoor Soft Play
- Gift Shop
- Toilets / disabled toilet / baby changing facilities
- Guide / service dogs permitted

Catering (Serves Hot & Cold Food)

- On-site tearoom seating 72 indoors and 30 outdoors.
- Indoor & outdoor picnic areas

Tours

- Educational visits accepted
- Guided tours available for pre-booked groups only (weekdays only)



Typical Visit Itinerary



On Arrival

- On arrival you will be met at the coach by one of our farm guides. Your packed lunches may be taken from the bus and left in the barn for lunchtime if you wish.
- Our guides will then take you to your barn, which you may use for the remainder of your visit.
- Your guide will give a short introductory talk (5 - 10 min), this will cover the **Health & Safety** (information you have received in this information pack) and a little bit about the animals you are going to see on your visit.
- Normally 1 guide is allocated per class, we will be able to confirm how many guides are with your group in advance.

The Tour

- Every guide follows a slightly different route, to ensure that everyone can see all the animals and the barns don't get over crowded.
- During the morning session you would perhaps see the rabbits, chicks and have the tractor & trailer ride.
- The children will wash their hands after handling the chicks and are asked to use an alcohol based hand gel to disinfect the hands after holding the rabbits and guinea pigs.

Lunchtime

- Lunchtime usually starts between 11.30 am and 12.00 noon.
(This may be later depending on your arrival time).
- All visitors are asked to wash hands before eating their lunch, this is followed up with an application of the anti-bacterial hand gel.
- The barn will be available for your use at lunchtime. (smaller groups may be allocated part of the tearoom). Alternatively if it's a nice day we have several outdoor picnic tables in the play area or near the entrance in the car park. Both of these areas are clean, animals are not permitted.
- Lunchtime can be anywhere from 20 minutes to 1 hour, You can choose.

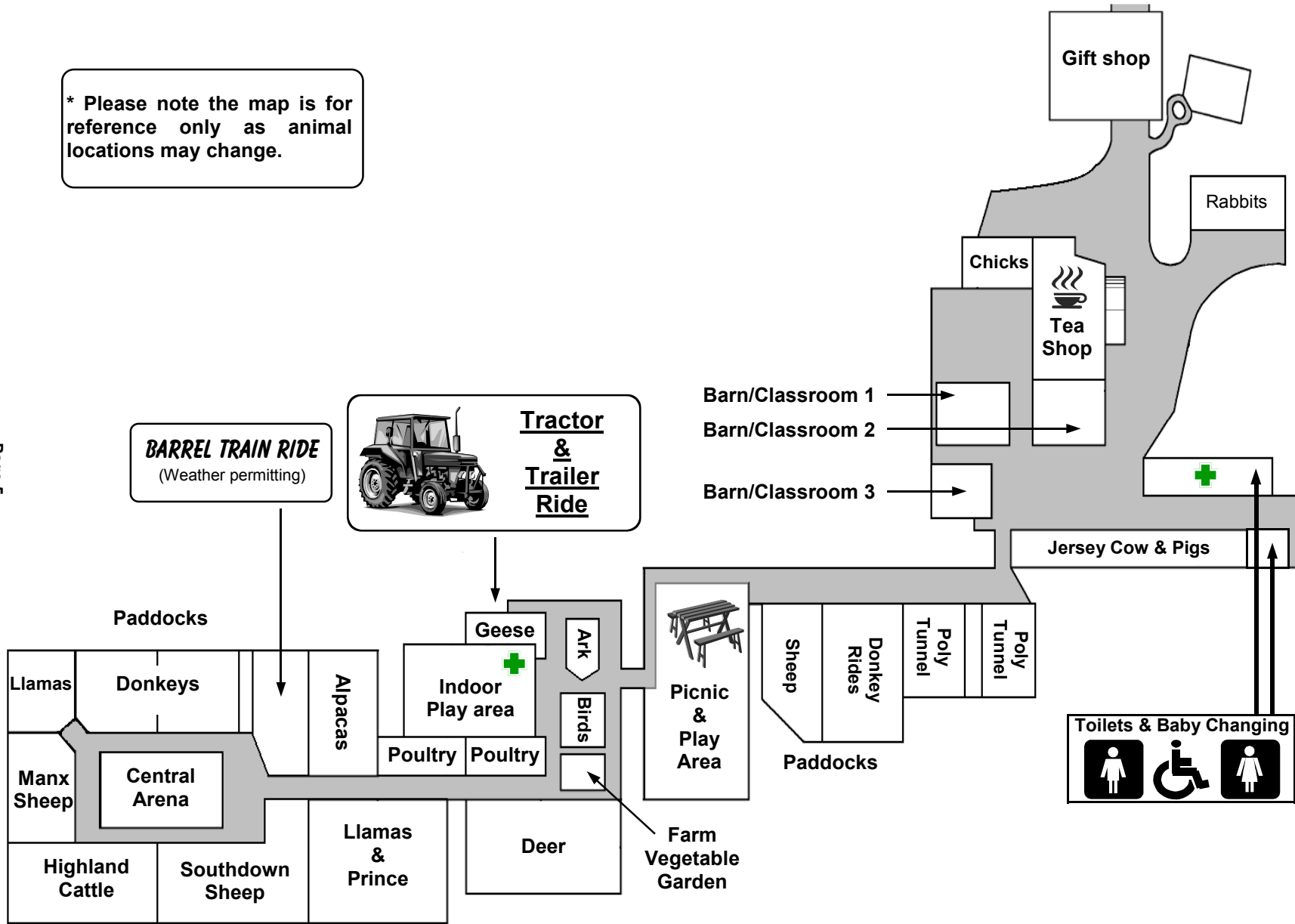
Afternoon

- In the afternoon the children will be allocated a time to visit the play area. Again this is your choice if you wish to use the play equipment.
- There will be more animals to feed throughout the afternoon, after feeding the pet lambs, goats and llamas your guide will make sure that hands have been washed and gelled.
- There is also time to visit the gift shop if you wish.

Home Time

- Everyone will wash their hands at the end of the visit and again a final application of anti-bacterial hand gel before leaving the farm.
- Bags can then be collected from the barn on your way to the bus.
- Schools are given farm leaflets for the children and a teachers survey for each group to complete and return in the addressed envelope.

* Please note the map is for reference only as animal locations may change.



Farmyard Plan



Around the Farm



The Countryside Code

- Be safe, plan ahead and follow any signs
- Leave gates and property as you find them
- Protect plants and animals and take your litter home
- Keep dogs under close control
- Consider other people

www.naturalengland.org.uk/ourwork/enjoying/countrysidecode

How to behave on the farm!

- 1** Please do not frighten the animals.



- 2** The animals have a balanced diet so please only feed them the food provided.

- 3** Climbing on walls, fences or animal pens can be dangerous.



- 4** Please don't eat the animal feed.

- 5** Do not handle farm equipment or machinery unless permitted by farm staff.



HEALTH AND SAFETY ADVICE



Some animal diseases can be transmitted to humans. There is a small risk of children acquiring infections such as Cryptosporidium, Campylobacter and Salmonella. These organisms can be found in some farm animals and may be contracted by hand to mouth contact.

As it is difficult to stop very young children putting their hands in their mouths after touching the animals, we advise that children under 3 years old **DO NOT** touch the farm animals.

Important Health & Safety Rules

1. Wash hands, using soap and running water before eating or smoking and after handling animals.
2. After handling animals please use disinfectant gels in addition to washing your hands.
3. Children should not drink from animal water troughs.
4. Do not allow the children to kiss the animals.
5. Do not allow children under 3 years of age to touch the farm animals.
6. Children should not put fingers in their mouths.
7. Children should be forbidden from eating sweets or other snacks during the farm tour.
8. Eat only in the designated areas.
9. Do not allow children to climb on any walls, fence or gates.
10. Cover all cuts, wounds & grazes with a waterproof dressing to avoid infection.
11. Children's dummies that have fallen to the ground should not be put back into children's mouths.
12. Wear suitable clothing and footwear.
13. Stay with your group.
14. Ensure all responsible adults are aware of the rules.
15. Smoking is only permitted in the car park

Pregnant Women

Ewes are sometimes infected with an organism called Chlamydia Psittaci, which can cause miscarriage in women. The risk is very small, but it is important to be aware of the potential problem. To avoid this risk, pregnant woman must not have any contact with newly born lambs, kids or the birth products of sheep or goats.

Minimum Adult to Child Ratio - Based on HSE Guidelines

The ratio of children to (Supervisors/teachers/assistants/parents) should be:

- 1:1** - children under 1 years old
- 1:2** - children between 1 and 2 years old
- 1:3** - children between 2 and 3 years old
- 1:4** - children between 3 and 5 years old
- 1:8** - children between 5 and 8 years old

If supervision levels are less than this there should be no direct contact with animals.

STAY SAFE WHEN VISITING



Stay Safe when visiting our farm

Following the simple rules listed below will help to keep you and your children safe from E. coli O157 and other infections that may be found on open farms. Pregnant women need to take extra care.



**This sign means
Now Wash Your
Hands**

You may see this sign all around the farm and it is there to remind you to wash your hands.



**This sign means
STOP and Wash
Your Hands**

You may see this sign at the entrance to cafe's and at the exits to the farm and it is there to STOP you leaving the farm without washing your hands.



**If you see this
sign it means this
is where you can
wash your hands**

This is a Clean Hands Zone



WASH YOUR HANDS



Washing Your Hands

After

- touching the animals
- playing on the ground
- tying your laces
- using the toilet

Before

- eating food or sweets
- touching food
- putting hand in mouth
- leaving the farm



1

Wet Hands

Soap

Soap for about 20 Seconds



2



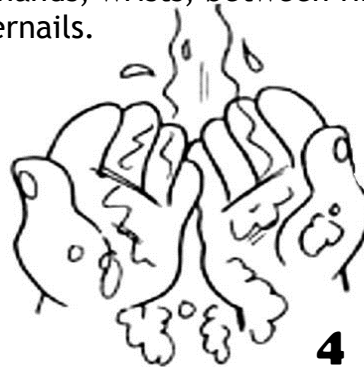
3

Scrub

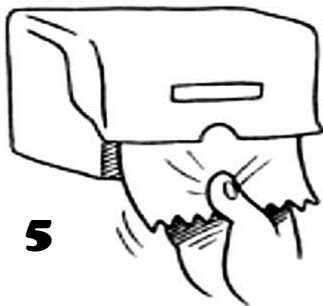
Scrub backs of hands, wrists, between finger and under fingernails.

Rinse

Rinse your hands under running water.



4



5

Towel dry

Turn off

Turn off taps with paper towel & then bin it



6

Risk Assessment Summary

Part 1 of 3



On Site Activity	Risks and associated hazards	Post action Risk Level	Controls already in place and action required by visitors and staff
Weather	slipping, falling, Heat exposure, Sunburn, wind exposure.	Low	Please ensure that all children have sufficient protection for all types of weather. For inclement weather children must be adequately dressed with a waterproof coat and Wellingtons/ sturdy footwear. In hot weather we advise sunhats and sun cream be worn at all times. Visitors, teachers & leaders should be aware of the possibility of wet grass and take adequate precautions against slipping and falling.
	Sprains, bruises, abrasions etc.		
Group Supervision	slipping, tripping, falling, lost children	Low	The supervision of the children remains the responsibility of the parents, teachers or group leaders at all times during the visit. Our staff can only guide groups providing there are additional adults present at all times. We advise leaders to make a preliminary visit to the farm prior to the main group visit. See Health & Safety Executive guidelines for adult/child ratios.
	Sprains, bruises, abrasions etc.		
Car Park / Vehicles	Slipping, tripping, falling, injury from other vehicles	Low	The car park will be in use by other vehicles, therefore please ensure that children are closely supervised when they alight from the coach. Keep you group together and away from traffic, make sure children are instructed not to run in the car park.
	Sprains, bruises		
Walking, running, climbing.	slipping, tripping, falling	Low	Visitors should take care when walking around the site. We advise all visitors to wear sensible and appropriate footwear to match the conditions on the day of the visit, contact the farm if unsure. Visitors should take care at steps, road and path edges to avoid tripping and falling. Children must be adequately supervised and instructed not to run, climb walls, gates or other objects situated on or around the site.
	Sprains, bruises, abrasions etc.		
Site Traffic	Various	Low	No unaccompanied farm or public vehicles are allowed in the main visitor area during our opening times, except in emergencies & emergency vehicles.
	Sprains, bruises, abrasions etc.		
Tractor & Trailer Ride	Various hazards, loss of control	Low	All passengers are to remain seated until the tractor has stopped and to keep your arms inside the trailer at all times. Supervisors should ensure that the people in your group adhere to these instructions. A trained tractor driver will secure the steps and safety chain on trailer before departure, a maximum load capacity applies. The tractor and trailer are regularly checked and maintained.
	Falling, tripping, slipping, Sprains, bruises, abrasions etc.		
Prohibited areas	Various Hazards	Low	It is the Supervisors responsibility to ensure that children are instructed not to go beyond the designated areas. Prohibited areas are indicated, sectioned off & are only accessible to staff.
Pond	Falling, slipping	Low	The welfare of the children remains the responsibility of the parent, teacher or group leaders at all times during the visit. Children must be adequately supervised and instructed not to climb the walls or railings that are surrounding the pond and not to enter the pond are for any reason.
	Sprains, bruises, abrasions drowning.		
Play Area & Soft Play	Falling, tripping, slipping, colliding, climbing.	Low	Daily inspection and visual check of all equipment and play area by a member of staff. All surfaces meet British Standards relating to safety in playgrounds, which in this case is mainly cushion fall. Parent & carers must supervise children in their care. No Running, No Footwear is allowed but socks MUST be worn, Height & Age restrictions apply. All frameworks are covered with protective soft material.
	Sprains, bruises, abrasions etc.		

Risk Assessment Summary

Part 2 of 3



On Site Activity	Risks and associated hazards	Post action Risk Level	Controls already in place and action required by visitors and staff
Electrical equipment	Fire, Electric Shock Burns, minor to serious	Low	Visitors should not come into direct contact with any electrical equipment during your visit. Please Do Not touch or interfere with any equipment as it may cause harm. Electrical work is carried out and professionally maintained by qualified electricians.
Fire	Various hazards, panic, loss of control Burns, inhalation of smoke	Low	Fire Risk Assessments have been carried out for the farm and adequate controls are in place. In case of fire, Supervisors should ensure that the children in their care go to the fire assemble point in either the Car Park or the Play Area. Supervisors should ensure that a roll call is taken of their charges. Smoking is NOT permitted within the Farm
Chemicals	Inhalation, skin contact, eye contact Burns etc.	Low	Chemicals are used around the farm, all safety precautions are taken to ensure visitors do not come into contact with chemicals. Chemicals are stored securely in a locked secure area.
Displays & Events	Various Various	Low	Displays and demonstrations are controlled by their own Risk assessments, these are produced in respect of each activity.
Bees, wasps and insects	Stings Allergy	Low	These are natural inhabitants of the countryside. Bees and wasps pose no risk unless provoked, If children are stung seek first aid from your assigned Guide or a nearby member of staff.
Pollen	Hay fever and Asthma	Low	Teachers & visitors should make themselves aware of the pollen count prior to the visit to the farm & take all necessary precautions. Ensure that asthma sufferers bring their inhalers.
Feeding Animals	Biting, scratching, itching, eye contact and risk of reaction from animal or feed Allergy, Infection, scratches, cuts	Low	Visitors should not touch the animals unless encouraged to do so by the guides or members of staff. Supervisors should ensure that children wash their hands with running water and liquid soap after touching the animals. Please ensure there is adequate group supervision according to the age of your group, warning signs and/or double fencing is in place where animals may bite. When feeding the animals ensure that the hand is flat and fingers are straight. Please adhere to the ' Please do not feed ' signs that are placed beside animals. All children must be supervised when feeding the animals. Please note that animal feed may contain traces of nuts. Please advise us if any children are allergic to animals. We advise that all children under the age of 3 years DO NOT touch the animals.

Risk Assessment Summary

Part 3 of 3



On Site Activity	Risks and associated hazards	Post action Risk Level	Controls already in place and action required by visitors and staff
Designated Eating Areas	Infection	Low	<p>Only eat in Designated eating areas that have been allocated. Eating areas are animal free zones, any animals found in eating areas are to be removed immediately and the area cleaned appropriately.</p> <p>Eating areas are to be cleaned regularly with appropriate cleaning materials and staff are to ensure that soap and water is available at all times.</p> <p>Visitors are advised to wash their hands after feeding the animals, before eating & smoking and before exiting the farm.</p>
Barrel Ride	Falling, tripping, slipping Sprains, bruises, abrasions etc.	Low	<p>Only trained/authorised drivers may operate the ride. Seat belts are checked by the driver before departure, passengers must be advised to keep arms and legs within the barrel at all times.</p> <p>Maximum speed: 5 mph Recommended Age: 3 years upwards</p>
Avian Flu	Various Infection	Low	<p>Several preliminary precautions are already in place. Advice has also been taken from DEFRA regarding Avian Flu and the situation is monitored during outbreaks.</p>
Foot & Mouth/ Blue Tongue	Various	Low	<p>Advice is/will be taken from DEFRA regarding the situation in the event of an outbreak. A regional outbreak may result in the farm having to close, all pre-booked visits will be contacted and advised of the situation in such an event.</p>
Animal Zoonoses	Various Infection	Low	<p>Supervisors should be aware that there is always a risk from infection in all environments, the countryside and agricultural establishments are no exception.</p> <p>Supervisors should ensure that everyone in their care wash their hands with liquid soap and running water before handling food or drink and before exiting the farm.</p> <p>Disinfectant gels are not a substitute for using soap and water and is only a temporary measure until you reach hand washing facilities.</p> <p>It is advisable to ensure that a waterproof dressing protects any existing cuts or abrasions.</p> <p>Please also remind the children not to put their fingers in their mouth after touching or feeding the animals, as this is difficult to control with younger children</p> <p>All Stock are inspected on a daily basis prior to opening.</p> <p>We advise that all children under the age of 3 years DO NOT touch the animals.</p>
Lambs & Pregnant Women	Miscarriage	Low (Spring)	<p>Ewes are sometimes infected with an organism called Chlamydia Psittaci, which can cause miscarriage in women. Warning signs are in place in risk areas and farm guides also give a verbal warning. Pregnant woman must not have any contact with newly born lambs, kids or the birth products of sheep or goats. Visitors with concerns should notify a member of staff for more information.</p>

*Detailed risk assessments are available for viewing on preliminary visits, Please ask a member of staff.

Preventing or controlling ill health from animal contact at visitor attractions

Advice to Teachers and Others
who organise visits for children



Version 1 published June 2012

ADVICE TO TEACHERS AND OTHERS WHO ORGANISE VISITS FOR CHILDREN

This advice is for teachers and others who organise visits by children on the precautions necessary to reduce the risk of ill health arising from contact with animals.

All animals naturally carry a range of micro-organisms, some of which can be transmitted to humans, where they may cause ill health. Some of these, such as *Escherichia coli* O157 (*E. coli* O157) or *Cryptosporidium parvum* (a microscopic parasite), present a serious health hazard and have the potential to cause serious illness and health problems which may be particularly severe in young children.

As with many other educational or recreational activities, visits can never be considered free from all risk. However, while the hazards are real, the risk of infection in children can be readily controlled by simple everyday measures. The following practical steps will help make your visit even more safe, healthy and enjoyable.

Before your visit, you should:

- Read and understand the advice in the industry Code of Practice, and discuss arrangements for the visit with the management at the site.
- Confirm that the control measures provided at the site match the recommendations in the industry Code of Practice.
- Seek advice from your local authority or organisation on what the appropriate ratio of pupils to teachers/leaders/assistants/parents should be.
- Discuss and agree with the supervisors, parents or staff of the school, crèche leaders of youth organisations etc. their roles and responsibilities during the visit. In particular, they must understand the need to make sure that the children wash, or are helped to wash, their hands thoroughly after contacting animals and before eating. Key points to cover with the children should include:
 - explaining the rules for the visit, stressing that they must not eat, drink or chew anything (including sweets) outside the areas in which you permit them to do so;
 - explaining why they must wash their hands thoroughly after contact with the animals, and before eating or drinking anything;
 - demonstrating how to wash their hands properly;
 - discussing the requirements for appropriate clothing, including suitable footwear. You should liaise with the attraction to ascertain what this is;
 - checking that cuts, grazes etc on children's hands are covered with a waterproof dressing.

During and after the visit, make sure that the children:

- Are reminded of the rules/precautions to take upon arrival at the site.
- Do not kiss animals.
- Always wash their hands thoroughly before and after eating, after any contact with animals and again before leaving the site.
- Eat only food that they have brought with them or food for human consumption that they have bought on the premises, in designated areas.
- Never eat food that has fallen to the ground.
- Never taste animal foods.
- Do not suck fingers or put hands, pens, pencils or crayons etc. in mouths.
- Where practical and possible, clean or change their footwear before leaving.
- Wash their hands after changing their footwear.

Check that the children stay in their allocated groups during the visit, and that they:

- Do not use or pick up tools (e.g. spades and forks) or touch other work equipment unless permitted to do so by site staff.
- Do not climb on to walls, fences, gates or animal pens etc.
- Listen carefully and follow the instructions and information given by the site staff.
- Approach and handle animals quietly and gently.
- Do not chase, frighten or torment the animals.
- Do not wander off into unsupervised or prohibited areas e.g. manure heaps.

Remember the children are your responsibility during the visit:

- You should supervise them during the visit, especially during hand washing to make sure that each child washes thoroughly. Site staff may be able to help with this supervision.
- Allow plenty of time for hand washing before eating or leaving the site so that the children do not have to rush.

If a member of your group shows signs of illness (e.g. sickness or diarrhoea) after a visit, advise them or their parent/guardian to visit the doctor and explain that they have had recent contact with animals. Please also contact the attraction you visited and inform them of the illness.

Additional advice

Further advice on E. coli O157 including a video on hand washing is available at:

<http://www.hse.gov.uk/campaigns/farmsafe/ecoli.htm>

Other advice is available from a number of other government websites including:

<http://www.hse.gov.uk/>

www.hpa.org.uk/


www.hps.scot.nhs.uk/

www.dh.gov.uk/en/index.htm

<http://www.defra.gov.uk/>

<http://vla.defra.gov.uk/>

Charter of Good Practice 2012



This is to certify that

- Hall Hill Farm, Lanchester, Durham -

is a member of The National Association of Farms for Schools

and has signed up to a Code stating that their farm/horticulture unit meets the following requirements:-

- They have a Health & Safety Policy and are registered with the relevant Health & Safety Executive and Environmental Health Office, in accordance with local policy
- They possess current Public Liability Insurance (and where appropriate Employers' Liability Insurance)
- They have adequate toilet and hand washing facilities available for the expected number and type of visitors, in accordance with HSE Guidelines and meet the requirements of The Industry Code of Practice
- Farms with livestock are attended by a Veterinary Surgeon at least once every 12 months
- Sufficient coach/car parking is available for the anticipated number of visits
- Undercover facilities are available for wet weather
- They are subject to random inspections by the Association

Any queries or comments should be addressed, in the first instance, to the owner or manager of these premises

Signed:

(Gary Richardson, Chief Executive)

This Certificate is valid until 31 December 2012
Farms For Schools, PO Box 8, Hebden Bridge, HX7 5YJ Tel: 01422 885566
www.farmsforschools.org.uk www.countrysidelearning.org
Reg Charity No. 327091 Reg No. 1997554 Registered in England & Wales
Reg Office: Unit 4F, Top Land Country Business Park, Cragg Road, Mytholmroyd HX7 5RW



Farms for School
is a division of



NFU Mutual

Certificate of Employers' Liability Insurance (a)

(Where required by regulation 5 of the Employers' Liability (Compulsory Insurance) Regulations 1998 (the Regulations), one or more copies of this certificate must be displayed at each place of business at which the policyholder employs persons covered by the policy)

This policy covers the holding company and only the named subsidiaries

Policy number 080X2542608/N07

1. Name of policyholder Ann Darlington, John Gibson, Margaret Patricia Gibson and Daid John Gibson T/A Hall Hill Farm Enterprises and Farm Shop

2. Date of commencement of insurance 1 February 2012

3. Date of expiry of insurance Noon 1 February 2013

We hereby certify that subject to paragraph 2:-

1. The policy to which this certificate relates satisfies the requirements of the relevant law applicable in Great Britain, Northern Ireland, the Isle of Man, the Island of Guernsey, the Island of Jersey or the Island of Alderney (b)
2. The minimum amount of cover provided by this policy is no less than £5million (c)

Signed on behalf of

The National Farmers Union Mutual Insurance Society Limited (Authorised Insurer)

Head Office: Stratford upon Avon

Steve Bower
Customer Services Director

Notes

- (a) *Where the employer is a company to which regulation 3 (2) of the Regulations applies, the certificate shall state in a prominent place, either that the policy covers the holding company and all its subsidiaries, or that the policy covers the holding company and all its subsidiaries except any specifically excluded by name, or that the policy covers the holding company and only the named subsidiaries.*
- (b) *Specify applicable law as provided for in regulation 4(6) of the Regulations.*
- (c) *See regulation 3 (1) of the Regulations and delete whichever of paragraphs 2(a) or 2(b) does not apply. Where 2(b) is applicable, specify the amount of cover provided by the relevant policy.*

Learning Opportunities



There are many ways in which farming and growing can enrich the curriculum. Some examples have been provided by the DFES initiative called Growing Schools.

Art & Design

- Animals and plants in design
- Photography
- Natural and chemical dyes

Geography

- Human influences on the environment
- Farming in different parts of the world
- Water cycle

History

- History of farming
- Dig for victory
- Historical farm and garden implements
- Archaeology

ICT

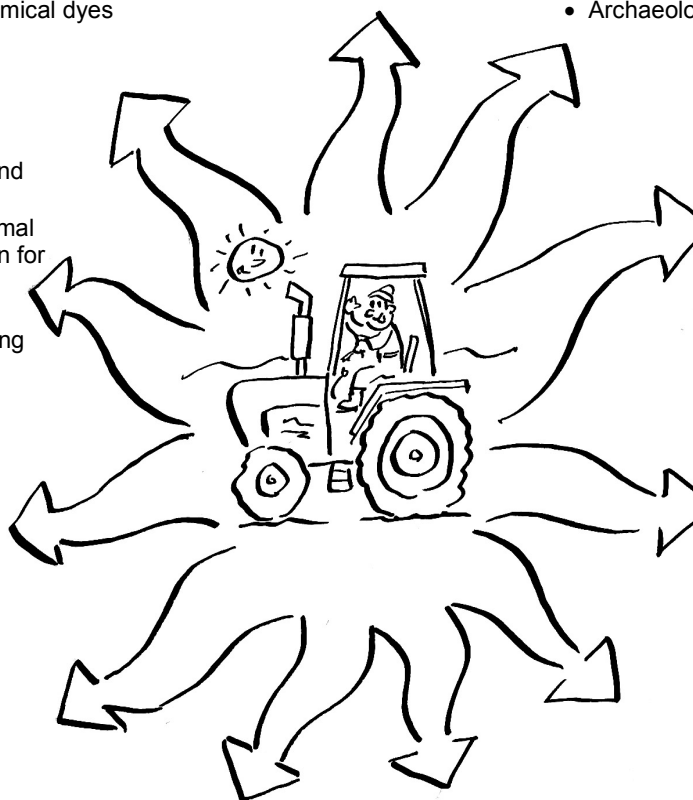
- Designing maps and equipment
- Testing out an animal house or protection for plants
- Producing a farm booklet or gardening calendar

PE

- Animal movements
- Eating and health

PSHE & Citizenship

- Where our food comes from
- Sustainable development and planting at school



Drama

- Animal masks and puppets
- Role-play farmers/ gardeners work
- Enacting life cycles and food chains.

English

- Looking at topical issues, e.g. battery/free range; organic farming and growing
- Reading and writing animal stories and poems
- Keeping a garden diary

RE

- Care for our world
- Feasting and fasting, e.g. Ramadan, Eid
- Festivals, e.g. harvest, Easter

Mathematics

- Measuring wind speed and rainfall
- Measuring growth in plants and animals
- Collecting data

Science

- Seasonal changes
- Life processes
- Habitats
- Food chains
- Care of living things

Make the most out of your visit!

www.farmsforschools.org.uk

www.face-online.org.uk

www.education.gov.uk

Animal History



Animal / Type	Domestication Status	Wild Ancestor	Time of first Captivity / Domestication	Area of first Captivity / Domestication	Commercial Uses
Alpaca Mammal, herbivore	domestic	Vicuña	Between 5000 and 4000 BC	Andes	wool
Cattle Mammal, herbivore	domestic	Aurochs (extinct)	6000 BC	Southwest Asia, India, North Africa	Meat (beef, veal, blood), dairy, leather.
Deer Mammal, herbivore	captive	N/A	1970	North America	Meat (venison), leather, antlers, antler velvet
Donkey Mammal, herbivore	domestic	African Wild Ass	4000 BC	Egypt	mount, pack animal, meat, dairy
Goat Mammal, herbivore	domestic	Bezoar goat	8000 BC	Southwest Asia	Dairy, meat, wool, leather,
Guinea Pig Mammal, herbivore	domestic	Cavia tschudii	5000 BC	South America	Meat
Horse Mammal, herbivore	domestic	Wild horses of Ukraine and Southern Russia	4000 BC	Ukraine	mount, pack animal, meat, dairy
Llama Mammal, herbivore	domestic	Guanaco	3500 BC	Andes	light mount, pack animal, meat, wool
Pig Mammal, omnivore	domestic	Wild boar	7000 BC	Eastern Anatolia	Meat (pork, bacon, etc.), leather
Rabbit Mammal, herbivore	domestic	Wild rabbit	between AD 400-900	France	Meat, wool
Reindeer Mammal, herbivore	semi-domestic	Reindeer	3000 BC	Northern Russia	Meat, leather, antlers, dairy.
Sheep Mammal, herbivore	domestic	Asiatic mouflon sheep	Between 9000 BC-11000 BC	Southwest Asia	Wool, dairy, leather, meat, mutton & lamb



Animals you may see



Alpacas	We have three Alpacas, Oscar (white), Humphrey (black) Barnaby.
Chicks	New chicks arrive here at the farm every 3 to 4 weeks.
Deer	There are five fallow deer. One male (buck), 4 females (does).
Donkeys	Romulus and Dusty who arrived in September 1998 from Beamish Museum. Robbie arrived in 2004, Shergar, Bob, Remus and Toby arrived in 2005.
Ducks	Our white ducks are Aylesbury and the brown ducks are Khaki Campbell's.
Geese	The Female goose is white and the male gander is brown.
Goats	Our large black and white goats are British goats, we also have several smaller goats called pygmy goats.
Hens	We have approximately 12 hens around the poultry area, they are hybrids or crossbreeds that are kept for their eggs. A hen starts laying at around 20 weeks and can on average produce 300 eggs a year.
Highland	We currently have a small fold of pedigree's, they are part of the Satley fold.
Jersey Cattle	Jersey's are kept for milk, in order to produce milk a dairy cow has a calf every year, Blossom was born 25th July 2010.
Llamas	We have Llamas at the farm, Lawrence (male), Lily (female), Lottie (female), Libby (female) & Pumpkin (female) our newest arrival.
Peafowl	There are two peacocks and two peahens, also a pair of silver pheasants and a pair of Guinea fowl.
Pigs	We have a Saddleback sow called Tilly and a Boar called Hercules.
Ponies	Prince is a Grey Welsh pony, Shaggy is a Shetland pony and we have two new miniature Shetland ponies called Woody and Buzz.
Sheep	We have several breeds of sheep on the farm, these include Manx, Jacob, Shetland and Southdown's.
Sheepdogs	Craig, Ben and our newest addition Moss are usually out working around the farm, so you might not get to see them.
Turkey	We have three Norfolk Black turkeys, Henry and the turkey hens called Mabel and Doris.
Wallaby	We have three wallabies, Beckham (male), Posh our female wallaby who joined the farm in March 2008 and a Joey born in 2010.

Be a Responsible Visitor



Be a responsible visitor, here are Six things you can do to help.

We are undertaking the following actions in order to achieve this:



1 - Conserve Energy

Reduce energy by switching off lights and closing windows if your heating is on. More information is available from The Energy Saving Trust on what you can do at home.



2 - Shop Locally

Use local products, they give you a flavour of the area and help support local communities.



Further information regarding farmers markets can be found www.farmersmarkets.net



3 - Reduce, Reuse & Recycle

Try to avoid overly packaged goods and if possible say no to that extra carrier bag.



Try and recycle any waste you have at home.



4 - Be Water Wise

Use Water wisely. Turn off the tap when brushing your teeth and adhere to hotels towel policies or other water saving initiatives.



5 - Respect Nature

Help us look after our landscape and wildlife by not littering, guarding against fire and using footpaths and cycle-ways responsibly.



6 - Support Green Tourism Businesses

There are hundreds of businesses trying to reduce their environmental impacts through the Green Tourism Business Scheme. Businesses are awarded Bronze, Silver and Gold for their efforts to be more environmentally responsible.



Gift shop & Souvenirs



Why not order your souvenirs in advance, they are individually wrapped in bags for you to distribute.

These are ideal for younger children who may find it difficult to choose. Also where time is limited it will enable more time to be spent with the animals or in the play area.

Hall Hill Farm Branded Items

Rubber	50p
Holographic pencil with rubber	38p
Pen	65p
Pencil sharpener	80p
Notebook (inc year calendar)	85p
Hologram notebook	90p

Other Souvenirs

Farm/animal masks	75p
Soft toys from	£1.50
Toy tractor	£2.90

Hall Hill Farm Selection Packs

£1.20 Selection

Hall Hill Farm Notebook & Pencil.

£1.50 Selection

Hall Hill Farm Holographic Notebook & Pen.

£2.00 Selection

Farm Animal Mask, Hall Hill Farm Holographic Notebook & Pencil.

Other options are available to suit your requirements, Please ask.

Note: Prices are subject to review in April 2013

* Items that are out of stock may be replaced but we will check with you first.

Tea Shop Menu



We have included this sample menu so you may see what is available throughout the year, as this is only a sample menu the items and prices may vary slightly on the day of your visit.

Hot Food

Soup with roll + Butter	£3.25
Baked Potato + 1 Filling	£3.70
Extra Filling (Cheese, Beans)	50p
Cheese Toastie	£2.90
Extra Filling (Ham, Onion, Tomato, Pickle)	30p
Lasagne	£5.50
Sausage Roll (Large)	£1.50
Hot Dog	£1.60
Beans on Toast (Childs)	£1.95

Cakes from Counter

Carrot Cake	£1.65
Scone + Butter	£1.40
Chocolate Brownie	£1.65

Drinks

One Person Pot of Tea	£1.35		
Coffee	£1.35	Large	£1.65
Hot Chocolate	£1.65	Special	£2.10
Cans	85p		
Cartons from	85p		
Flavoured Water	£1.20		
Mineral Water	£1.00		

Note: Sample Menu, Prices are subject to review in March 2013

Support & Web Links




Countryside Access


Countryside Access Resources are available from the link listed below.

www.naturalengland.org.uk/ourwork/enjoying/countrysidecode


CAX 184 F - The Countryside Code Education Pack (CAX184F)



Primary Schools



Secondary Schools



Voluntary Group Leaders

Internet Support Links

www.ukagriculture.com/field_to_fridge/field_to_fridge.cfm

www.farmsforschools.org.uk

www.face-online.org.uk

www.nfuonline.com

www.hse.gov.uk

www.green-business.co.uk

www.education.gov.uk

www.hpa.org.uk

www.welcometoexcellence.co.uk/casestudies/hall-hill-farm.asp

Further Information Links are available at our website: www.hallhillfarm.co.uk

General Enquiries

Address - Hall Hill Farm, Lanchester, Durham, DH7 0TA

Phone - 01388 731 333

Fax - 01388 731 996

Email - info@hallhillfarm.co.uk

Website - www.hallhillfarm.co.uk